

Bí ag Scriobh



D'ith mé arán, im agus subh.



1 D'ith mé _____.



2 D'ith _____.



3 _____.



4 _____.



5 _____.



6 _____.



7 _____.



8 _____.



ubh



leite



ceapaire



arán



piorra



tósta



gránach



banana



Cén t-am é?



Tá sé a haon a chlog.



Tá sé a dó a chlog.



Tá sé a trí a chlog.



Tá sé a ceathair a chlog.



Tá sé a cúig a chlog.



Tá sé a sé a chlog.




Tá sé a seacht a chlog.



Tá sé a hocht a chlog.



Tarraing an t-am




Tá sé a haon a chlog.




Tá sé a trí a chlog.




Tá sé a dó a chlog.



Tá sé a cúig a chlog.



Tá sé a hocht a chlog.



Tá sé a sé a chlog.



fuair



te



fliuch



tirim



gaofar



scamallach



An Nuacht

Inniu an _____.

Inné an _____.


Amárach an _____.

D'ith mé _____ ar maidin.

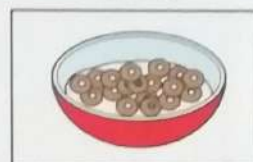
D'ith _____




leite



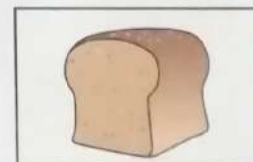
ubh



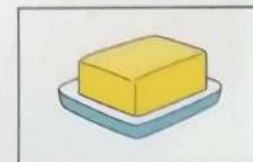
gránach



tósta



arán



im



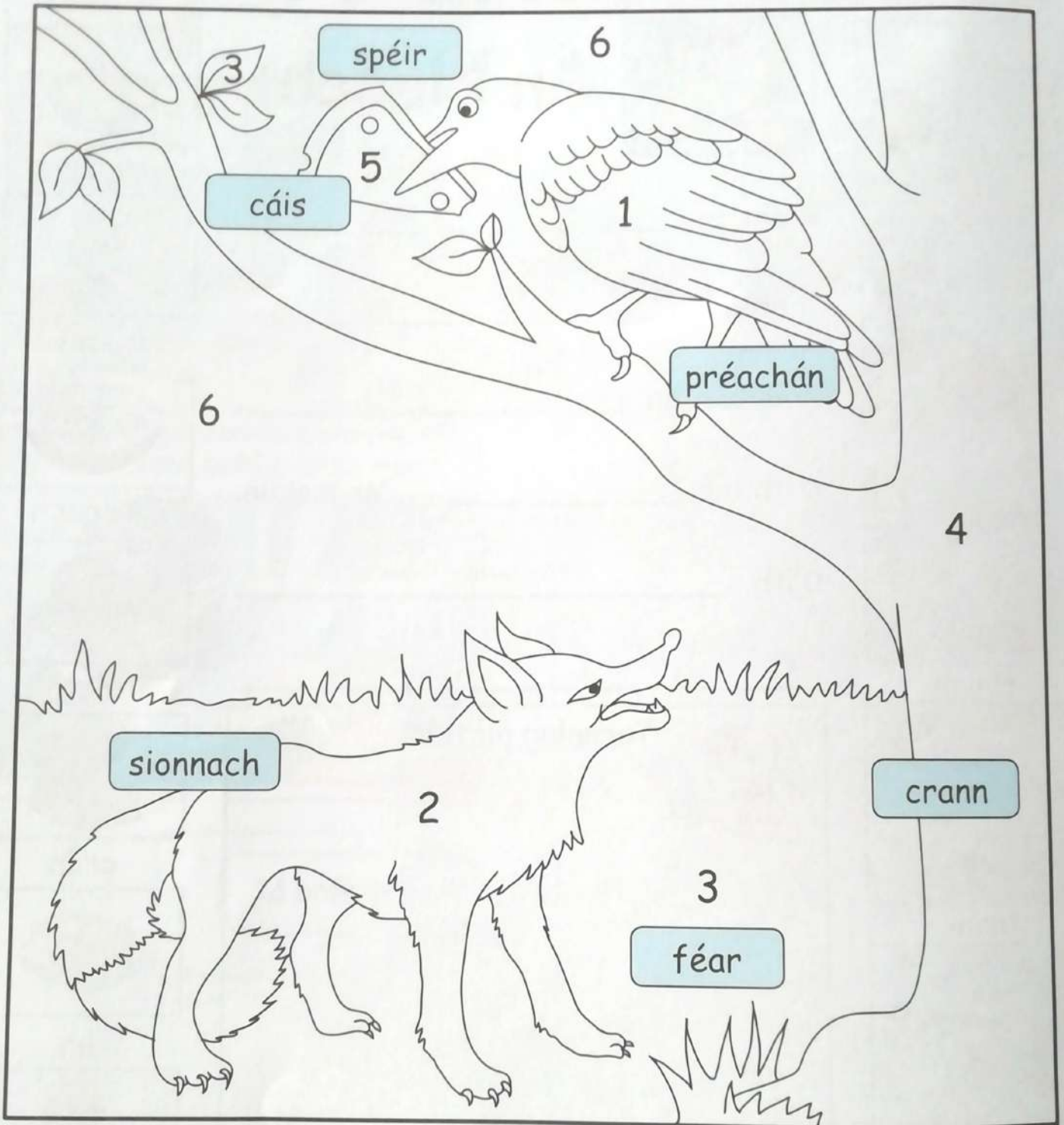
subh



iógart

Tarraing pictiúr.

An Sionnach agus an Préachán





Fruit



A We use fruit to make jam, smoothies, chutney, juice, bread, tarts and muffins. What fruity foods or drinks do you like? Draw pictures of three of them. Write the name of each one, e.g. jam, bread.

 <hr/>	 <hr/>	 <hr/>
--	---	--

B Write the correct word beside each fruit. Colour each fruit.

strawberry kiwi pineapple banana peach pear apple orange



1. _____



2. _____



3. _____



4. _____



5. _____



6. _____



7. _____



8. _____

Keep a record of the fruit in your lunch box for one week.
Draw pictures or write the fruit words.










Seeds

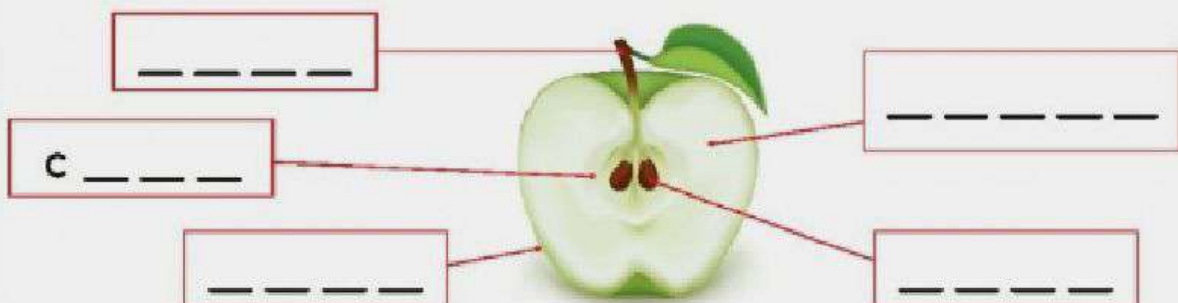
When we sow a seed, a new plant grows. Some plants have fruit. Seeds can be found inside a fruit and on the outside of a fruit. Eating fruit is good for us.

A About how many seeds are in each fruit? Use the word box to fill in the blanks.

one a few many
apple pear strawberry lemon peach

Fruit		My guess	Amount of seeds	Draw a picture of the fruit showing its seeds
a _____				
p _____				
l _____				>
s _____				
p _____				

B Use the word box to help you name the parts of the apple.



stem
flesh
core
skin
seed



New Words

bloom season weeds nectar caterpillar butterfly



Summer is here. The months of summer are May, June and July.

A Write the missing words.

1. Summer is the season that comes after _____.
spring / autumn
2. The seeds we planted in spring are blooming into beautiful _____.
flowers / weeds
3. Bees are making _____ from the nectar they get from flowers.
milk / honey
4. When the weather is hot, we like to go to the _____.
bog / beach
5. We wear _____ to keep our feet cool. **sandals / socks**

B Draw each picture to show the signs of summer.

Caterpillars change into butterflies.



Strawberries are growing.



Trees have all their leaves.

I put on sun cream.



A Copy each flower. Write the missing words. Use the word box.

dandelion

bell

yellow

petals

poppy

blue



1. Primrose



2. Bluebell

The primrose has y _____
flowers in April or May.

These are bluebells. The bl _____
flowers look like tiny bells.



3. Dandelion



4. Daisy

This is a dandelion. The word
d _____ means
'lion's tooth'.

The daisy flower has lots of
white p _____ and
a yellow eye.



5. Poppy



6. Fuchsia

Poppy flowers have four to six
petals. The p _____ flower can
be red, yellow, orange or pink.

The fuchsia flower looks like a
b _____. This fuchsia is pink
and purple.